

**2022 STEPHENS COUNTY ASSESSOR'S OFFICE REPORT TO THE EXCISE BOARD**

07/25/2022

City/Village								
DISTRICT	DESCRIPTION	PERSONAL PROPERTY	REAL PROPERTY	PUBLIC SERVICE	TOTAL VALUATION	HOMESTEAD EXEMPTIONS	OTHER EXEMPTIONS	NET VALUATION
T001	Duncan City Levy	49,830,331	119,588,494	5,093,017	174,511,842	4,252,932	3,138,912	167,119,998
T002	COMANCHE CITY	384,883	3,818,295	1,114,505	5,317,683	270,302	165,384	4,881,997
T003	MARLOW CITY	2,527,369	20,254,814	587,669	23,369,852	848,027	574,272	21,947,553
T004	LOCO CITY	24,368	216,661	183,722	424,751	26,000	3,355	395,396
T005	VELMA CITY	207,043	2,273,426	251,201	2,731,670	99,000	34,976	2,597,694
T006	EMPIRE CITY	6,492	2,760,536	7,215	2,774,243	156,000	131,905	2,486,338
T007	BRAY CITY	151,793	5,568,796	7,293,762	13,014,351	237,923	85,258	12,691,170
T008	CENTRAL HIGH CITY	98,930	6,844,985	2,094	6,946,009	271,890	405,076	6,269,043
<b>CITY/VILLAGE TOTAL VALUATION</b>		<b>53,231,209</b>	<b>161,326,007</b>	<b>14,533,185</b>	<b>229,090,401</b>	<b>6,162,074</b>	<b>4,539,138</b>	<b>218,389,189</b>

County								
DISTRICT	DESCRIPTION	PERSONAL PROPERTY	REAL PROPERTY	PUBLIC SERVICE	TOTAL VALUATION	HOMESTEAD EXEMPTIONS	OTHER EXEMPTIONS	NET VALUATION
C001	County General	135,349,254	241,178,092	54,805,183	431,332,529	9,241,503	7,004,592	415,086,434
<b>COUNTY TOTAL VALUATION</b>		<b>135,349,254</b>	<b>241,178,092</b>	<b>54,805,183</b>	<b>431,332,529</b>	<b>9,241,503</b>	<b>7,004,592</b>	<b>415,086,434</b>

School								
DISTRICT	DESCRIPTION	PERSONAL PROPERTY	REAL PROPERTY	PUBLIC SERVICE	TOTAL VALUATION	HOMESTEAD EXEMPTIONS	OTHER EXEMPTIONS	NET VALUATION
D82	Grandview D-82	133,547	3,944,684	2,242,284	6,320,515	204,004	161,269	5,955,242
I1	Duncan I-1	49,661,577	121,510,031	8,362,571	179,534,179	4,428,247	3,394,081	171,711,851
I15	Velma-Alma I-15	24,021,573	14,070,711	12,070,419	50,162,703	511,847	163,189	49,487,667
I2	Comanche I-2	6,920,313	25,991,481	12,062,378	44,974,172	1,219,776	834,588	42,919,808
I21	Empire I-21	823,582	14,999,625	485,753	16,308,960	583,000	379,887	15,346,073
I3	Marlow I-3	12,805,583	39,946,433	1,624,200	54,376,216	1,502,028	1,282,123	51,592,065
I34	Central High I-34	1,544,348	8,107,542	440,041	10,091,931	325,890	531,308	9,234,733
I42	Bray-Doyle I-42	39,176,794	11,582,232	16,660,410	67,419,436	422,711	250,074	66,746,651
J11	Walters JI-1	372	114,305	22,523	137,200	5,000	0	132,200
J1101	Temple JI-101	0	786	43,401	44,187	0	0	44,187
J114	Ringling JI-14	113,148	200,358	25,254	338,760	12,000	0	326,760
J123	Waurika JI-23	0	7,266	13,973	21,239	0	0	21,239

## 2022 STEPHENS COUNTY ASSESSOR'S OFFICE REPORT TO THE EXCISE BOARD

07/25/2022

J13	Sterling JI-3	14,628	349,936	2,094	366,658	18,000	0	348,658
J172	Elmore City JI-72	8,945	16,158	349,057	374,160	0	8,073	366,087
J174	Fox JI-74	124,844	336,544	400,825	862,213	9,000	0	853,213
<b>SCHOOL TOTAL VALUATION</b>		<b>135,349,254</b>	<b>241,178,092</b>	<b>54,805,183</b>	<b>431,332,529</b>	<b>9,241,503</b>	<b>7,004,592</b>	<b>415,086,434</b>

Vo-Tech								
DISTRICT	DESCRIPTION	PERSONAL PROPERTY	REAL PROPERTY	PUBLIC SERVICE	TOTAL VALUATION	HOMESTEAD EXEMPTIONS	OTHER EXEMPTIONS	NET VALUATION
V008	Vo-Tech 8	8,945	16,158	349,057	374,160	0	8,073	366,087
V009	Vo-Tech 9	14,628	349,936	2,094	366,658	18,000	0	348,658
V019	Vo-Tech 19	135,087,689	240,275,096	54,027,953	429,390,738	9,202,503	6,996,519	413,191,716
V020	Vo-Tech 20	237,992	536,902	426,079	1,200,973	21,000	0	1,179,973
<b>VO-TECH TOTAL VALUATION</b>		<b>135,349,254</b>	<b>241,178,092</b>	<b>54,805,183</b>	<b>431,332,529</b>	<b>9,241,503</b>	<b>7,004,592</b>	<b>415,086,434</b>

I, Dana Buchanan, Assessor of Stephens County Oklahoma, do hereby certify that the foregoing is a true and correct statement of valuations for Real Estate, Personal Property, Public Service and Homestead Exemptions as certified by the State Board of Equalization and shown by the records in the County Assessor's office. Subscribed by my name and affixed the seal of the County Assessor's office on this day of 07/25/2022.

State of Oklahoma )  
 ) SS  
 Stephens County )

*Dana K. Buchanan*      7/26/22

Dana Buchanan  
 County Assessor  
 Stephens County



I, Jenny Moore, County Clerk of Stephens County Oklahoma, do hereby certify that the above is a true, correct and complete list of the valuations of Stephens County Oklahoma as certified by the Stephens County Assessor's office.

*Jenny Moore*      8/5/22

Jenny Moore  
 County Clerk  
 Stephens County



Excise Board: *A. J. Nutter*

*Shane Sperry*

*Sam Duffell*

8/5/22  
 Date

Real	Count	Value
Agricultural	239	2,269,265
Commercial	1,052	33,612,728
Residential	10,341	83,706,501
<b>Total Real Value</b>	<b>11,632</b>	<b>119,588,494</b>
Homestead	3,979	4,252,932
Veteran	237	3,138,912
Other	0	0
<b>Total Exempt</b>	<b>4,514</b>	<b>7,391,844</b>

**TIF Increment Value**

**Net Assessed** 112,196,650

**Net Assessed Under Protest**

Senior Freeze	1,208	5,923,299
Capped Parcels	7,850	42,472,924

Personal	Count	Value
Agricultural	221	2,786,453
Commercial	1,103	69,303,802
Mobile Home	64	142,865
<b>Total Personal</b>	<b>1,388</b>	<b>72,233,120</b>
<b>Total Exempt</b>	<b>20</b>	<b>22,402,789</b>

**TIF Increment Value**

**Net Assessed** 49,830,331

**Net Assessed Under Protest**

Public Service	Count	Value
<b>Total PS Value</b>	<b>50</b>	<b>5,093,017</b>

**TIF Increment Value**

**Net Assessed** 5,093,017

**District Totals**

Total Gross Value	196,914,631
Homestead Loss	4,252,932
Other Exemption Loss	25,541,701

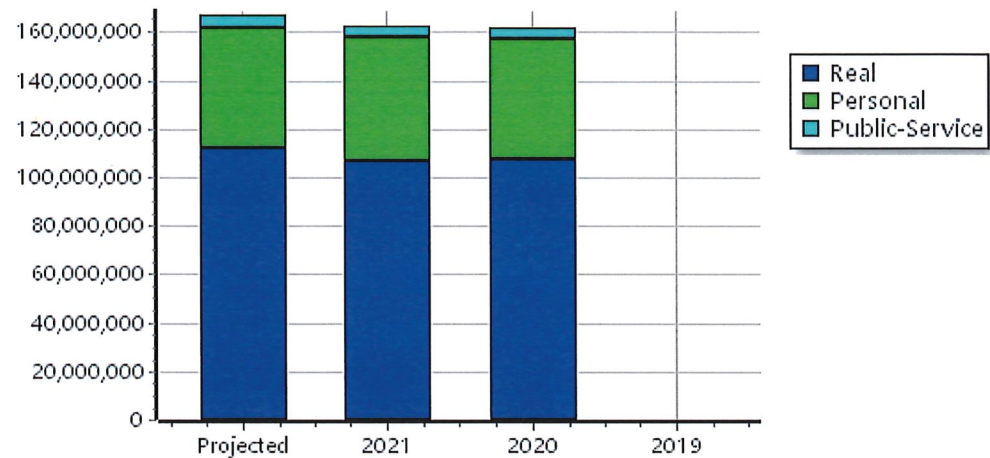
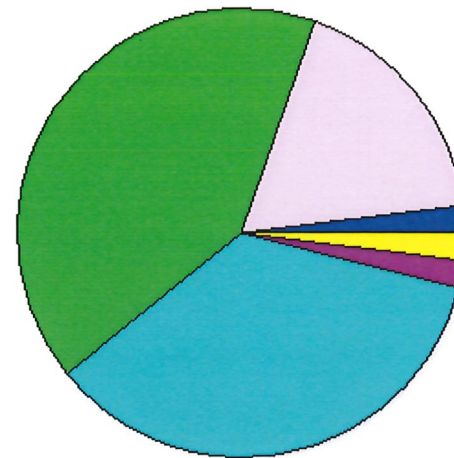
**TIF Increment Value**

**Retained TIF Value**

**Net Assessed Value** 167,119,998

**Net Assessed Under Protest**

\* Public Service Protests Values are not included on this report.



Real	Count	Value
Agricultural	11	133,566
Commercial	92	640,726
Residential	819	3,044,003
<b>Total Real Value</b>	<b>922</b>	<b>3,818,295</b>
Homestead	250	270,302
Veteran	18	165,384
Other	0	0
<b>Total Exempt</b>	<b>293</b>	<b>435,686</b>

**TIF Increment Value**

**Net Assessed** 3,382,609

**Net Assessed Under Protest**

Senior Freeze	96	397,744
Capped Parcels	710	1,651,736

Personal	Count	Value
Agricultural	9	36,411
Commercial	97	335,953
Mobile Home	9	12,519
<b>Total Personal</b>	<b>115</b>	<b>384,883</b>
<b>Total Exempt</b>	<b>0</b>	<b>0</b>

**TIF Increment Value**

**Net Assessed** 384,883

**Net Assessed Under Protest**

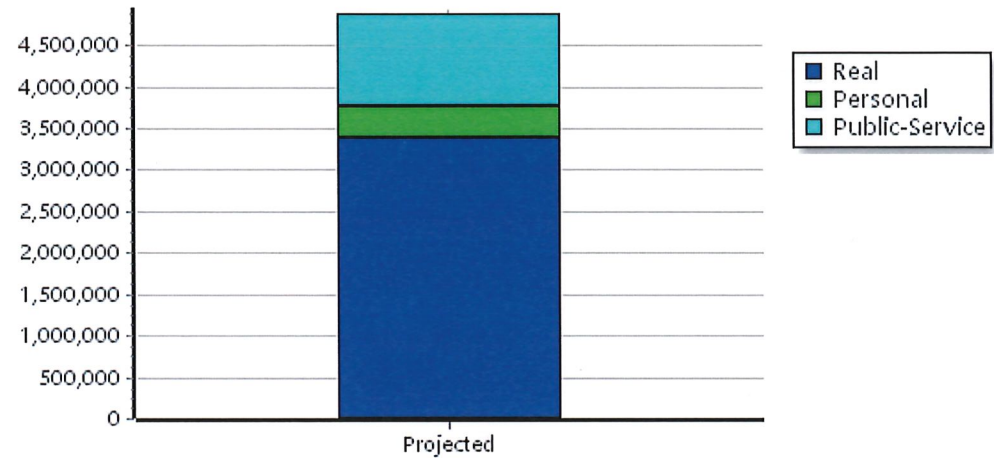
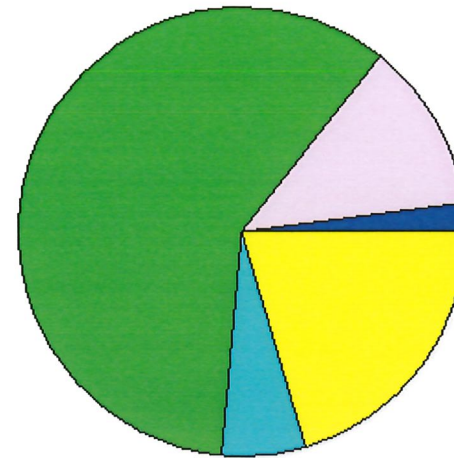
Public Service	Count	Value
<b>Total PS Value</b>	<b>20</b>	<b>1,114,505</b>
<b>TIF Increment Value</b>		
<b>Net Assessed</b>		<b>1,114,505</b>

**District Totals**

Total Gross Value	5,317,683
Homestead Loss	270,302
Other Exemption Loss	165,384
<b>TIF Increment Value</b>	
<b>Retained TIF Value</b>	
<b>Net Assessed Value</b>	<b>4,881,997</b>

**Net Assessed Under Protest**

\* Public Service Protests Values are not included on this report.



Real	Count	Value
Agricultural	63	646,517
Commercial	233	3,962,216
Residential	2,089	15,646,081
<b>Total Real Value</b>	<b>2,385</b>	<b>20,254,814</b>
Homestead	789	848,027
Veteran	39	574,272
Other	0	0
<b>Total Exempt</b>	<b>890</b>	<b>1,422,299</b>

**TIF Increment Value**

**Net Assessed** 18,832,515

**Net Assessed Under Protest**

Senior Freeze	308	1,734,426
Capped Parcels	1,771	6,989,896

Personal	Count	Value
Agricultural	15	307,607
Commercial	236	2,195,983
Mobile Home	18	27,944
<b>Total Personal</b>	<b>269</b>	<b>2,531,534</b>
<b>Total Exempt</b>	<b>3</b>	<b>4,165</b>

**TIF Increment Value**

**Net Assessed** 2,527,369

**Net Assessed Under Protest**

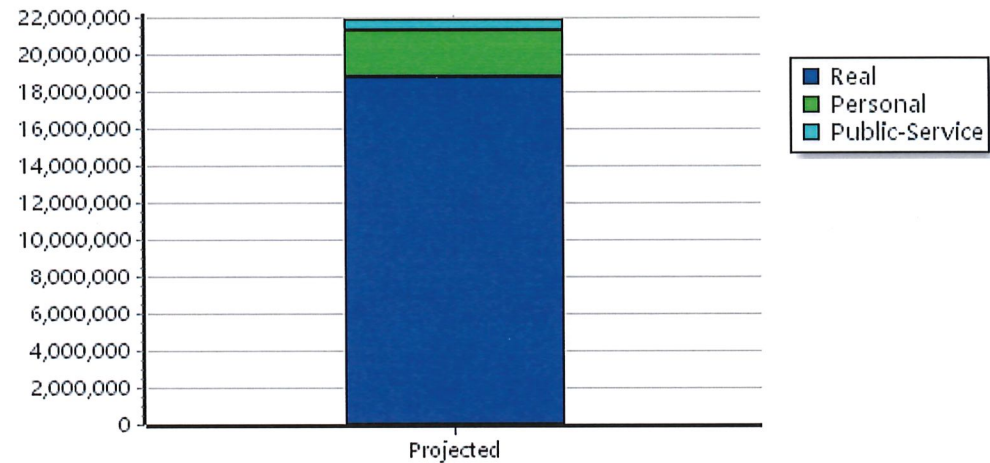
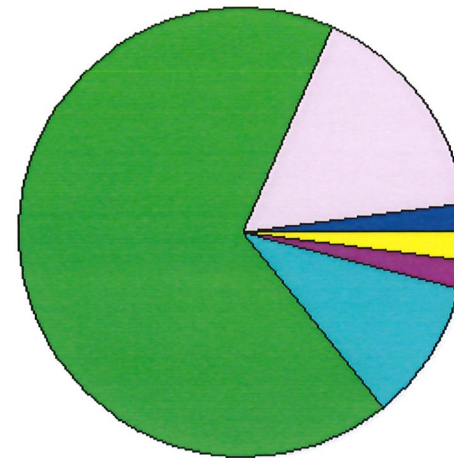
Public Service	Count	Value
<b>Total PS Value</b>	<b>12</b>	<b>587,669</b>
<b>TIF Increment Value</b>		
<b>Net Assessed</b>		<b>587,669</b>

**District Totals**

Total Gross Value	23,374,017
Homestead Loss	848,027
Other Exemption Loss	578,437
<b>TIF Increment Value</b>	
<b>Retained TIF Value</b>	
<b>Net Assessed Value</b>	<b>21,947,553</b>

**Net Assessed Under Protest**

\* Public Service Protests Values are not included on this report.



Real	Count	Value
Agricultural	0	0
Commercial	4	17,196
Residential	130	199,465
<b>Total Real Value</b>	<b>134</b>	<b>216,661</b>
Homestead	23	26,000
Veteran	1	3,355
Other	0	0
<b>Total Exempt</b>	<b>27</b>	<b>29,355</b>

**TIF Increment Value**

**Net Assessed 187,306**

**Net Assessed Under Protest**

Senior Freeze	8	17,721
Capped Parcels	68	118,266

Personal	Count	Value
Agricultural	1	1,023
Commercial	14	7,101
Mobile Home	6	16,444
<b>Total Personal</b>	<b>21</b>	<b>24,568</b>
<b>Total Exempt</b>	<b>1</b>	<b>200</b>

**TIF Increment Value**

**Net Assessed 24,368**

**Net Assessed Under Protest**

Public Service	Count	Value
<b>Total PS Value</b>	<b>7</b>	<b>183,722</b>
<b>TIF Increment Value</b>		
<b>Net Assessed</b>		<b>183,722</b>

**District Totals**

Total Gross Value	424,951
Homestead Loss	26,000
Other Exemption Loss	3,555

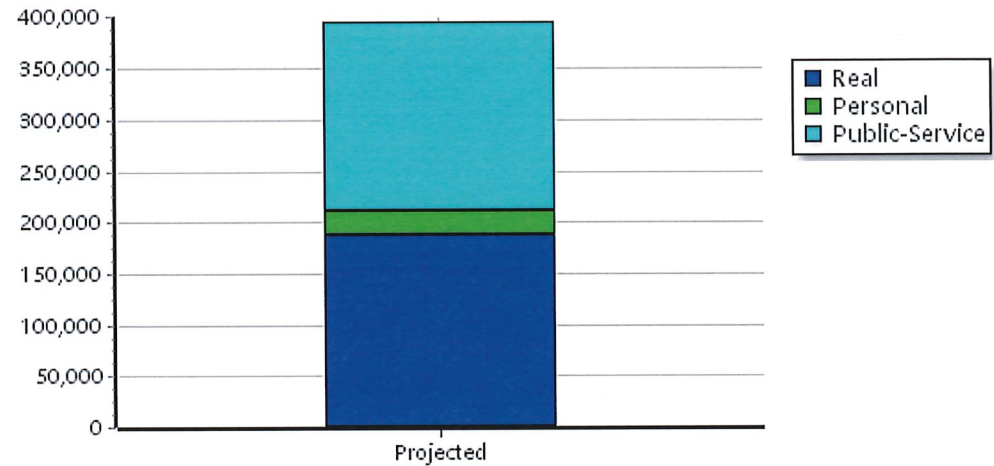
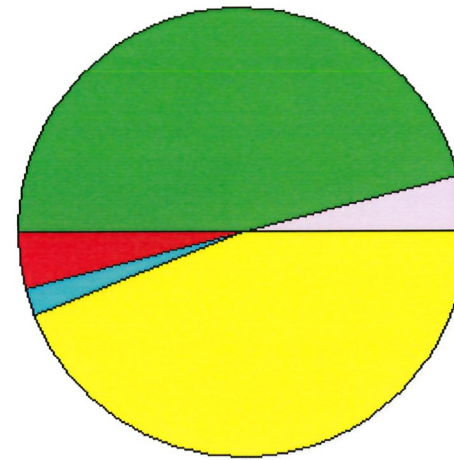
**TIF Increment Value**

**Retained TIF Value**

**Net Assessed Value 395,396**

**Net Assessed Under Protest**

\* Public Service Protests Values are not included on this report.



Real	Count	Value
Agricultural	5	48,887
Commercial	60	594,233
Residential	274	1,630,306
<b>Total Real Value</b>	<b>339</b>	<b>2,273,426</b>
Homestead	96	99,000
Veteran	7	34,976
Other	0	0
<b>Total Exempt</b>	<b>106</b>	<b>133,976</b>

**TIF Increment Value**

**Net Assessed** 2,139,450

**Net Assessed Under Protest**

Senior Freeze	16	69,765
Capped Parcels	290	952,443

Personal	Count	Value
Agricultural	6	9,846
Commercial	58	168,606
Mobile Home	12	30,591
<b>Total Personal</b>	<b>76</b>	<b>209,043</b>
<b>Total Exempt</b>	<b>1</b>	<b>2,000</b>

**TIF Increment Value**

**Net Assessed** 207,043

**Net Assessed Under Protest**

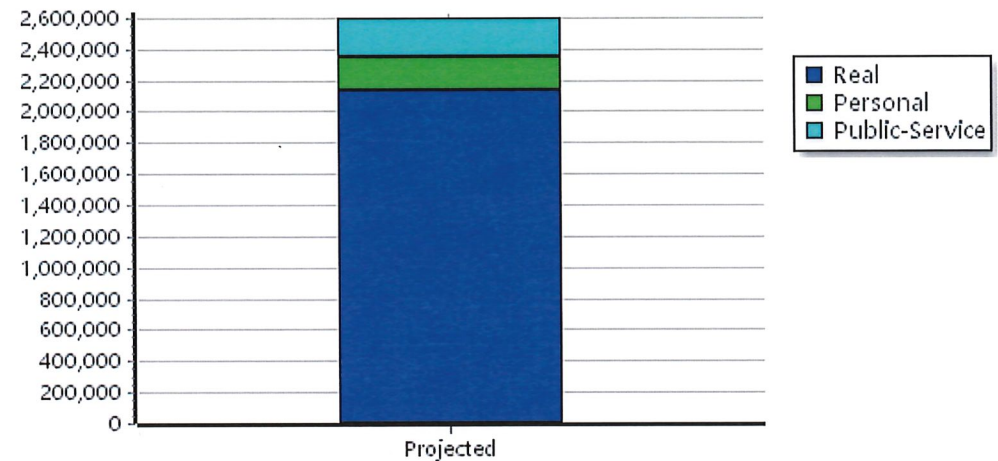
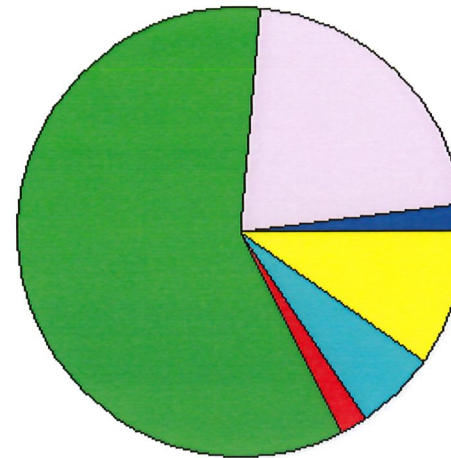
Public Service	Count	Value
<b>Total PS Value</b>	<b>11</b>	<b>251,201</b>
<b>TIF Increment Value</b>		
<b>Net Assessed</b>		<b>251,201</b>

**District Totals**


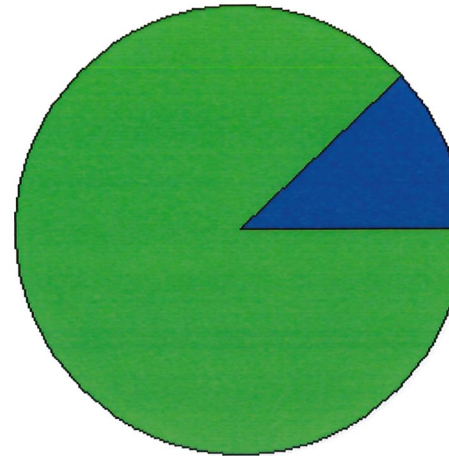
Total Gross Value	2,733,670
Homestead Loss	99,000
Other Exemption Loss	36,976
<b>TIF Increment Value</b>	
<b>Retained TIF Value</b>	
<b>Net Assessed Value</b>	<b>2,597,694</b>

**Net Assessed Under Protest**

\* Public Service Protests Values are not included on this report.



Real	Count	Value
Agricultural	39	344,864
Commercial	0	0
Residential	211	2,415,672
<b>Total Real Value</b>	<b>250</b>	<b>2,760,536</b>
Homestead	151	156,000
Veteran	9	131,905
Other	0	0
<b>Total Exempt</b>	<b>165</b>	<b>287,905</b>



**TIF Increment Value**

**Net Assessed** 2,472,631

**Net Assessed Under Protest**

Senior Freeze	32	235,184
Capped Parcels	185	353,826

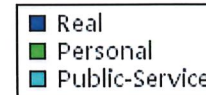

Personal	Count	Value
Agricultural	0	0
Commercial	1	677
Mobile Home	1	5,815
<b>Total Personal</b>	<b>2</b>	<b>6,492</b>
<b>Total Exempt</b>	<b>0</b>	<b>0</b>

**TIF Increment Value**

**Net Assessed** 6,492

**Net Assessed Under Protest**

Public Service	Count	Value
<b>Total PS Value</b>	<b>4</b>	<b>7,215</b>
<b>TIF Increment Value</b>		
<b>Net Assessed</b>		<b>7,215</b>



**District Totals**

Total Gross Value	2,774,243
Homestead Loss	156,000
Other Exemption Loss	131,905

**TIF Increment Value**

**Retained TIF Value**

**Net Assessed Value** 2,486,338

**Net Assessed Under Protest**

\* Public Service Protests Values are not included on this report.



Real	Count	Value
Agricultural	418	2,960,343
Commercial	11	180,899
Residential	318	2,427,554
<b>Total Real Value</b>	<b>747</b>	<b>5,568,796</b>
Homestead	231	237,923
Veteran	7	85,258
Other	0	0
<b>Total Exempt</b>	<b>245</b>	<b>323,181</b>

**TIF Increment Value**

**Net Assessed** 5,245,615

**Net Assessed Under Protest**

Senior Freeze	58	468,013
Capped Parcels	501	1,169,750

Personal	Count	Value
Agricultural	83	112,461
Commercial	5	41,613
Mobile Home	0	0
<b>Total Personal</b>	<b>88</b>	<b>154,074</b>
<b>Total Exempt</b>	<b>12</b>	<b>2,281</b>

**TIF Increment Value**

**Net Assessed** 151,793

**Net Assessed Under Protest**

Public Service	Count	Value
<b>Total PS Value</b>	<b>8</b>	<b>7,293,762</b>

**TIF Increment Value**

**Net Assessed** 7,293,762

**District Totals**

Total Gross Value	13,016,632
Homestead Loss	237,923
Other Exemption Loss	87,539

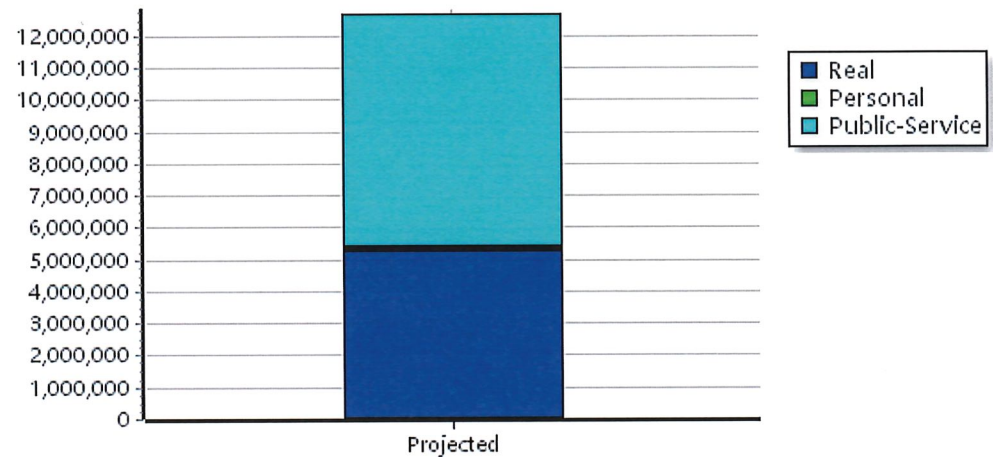
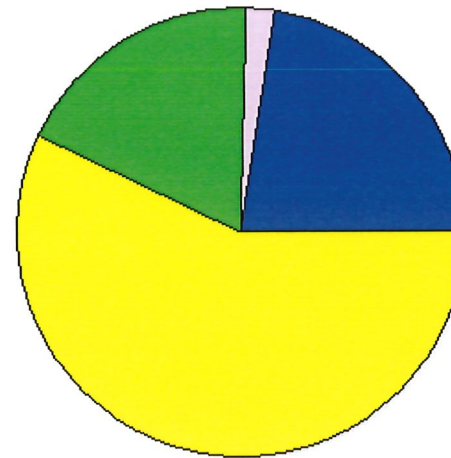
**TIF Increment Value**

**Retained TIF Value**

**Net Assessed Value** 12,691,170

**Net Assessed Under Protest**

\* Public Service Protests Values are not included on this report.



Real	Count	Value
Agricultural	328	2,950,613
Commercial	1	6,559
Residential	371	3,887,813
<b>Total Real Value</b>	<b>700</b>	<b>6,844,985</b>
Homestead	266	271,890
Veteran	23	405,076
Other	0	0
<b>Total Exempt</b>	<b>295</b>	<b>676,966</b>

**TIF Increment Value**

<b>Net Assessed</b>		<b>6,168,019</b>
<b>Net Assessed Under Protest</b>	<b>0</b>	<b>0</b>
Senior Freeze	65	341,152
Capped Parcels	488	1,465,200

Personal	Count	Value
Agricultural	48	45,813
Commercial	7	5,394
Mobile Home	11	48,411
<b>Total Personal</b>	<b>66</b>	<b>99,618</b>
<b>Total Exempt</b>	<b>5</b>	<b>688</b>

**TIF Increment Value**

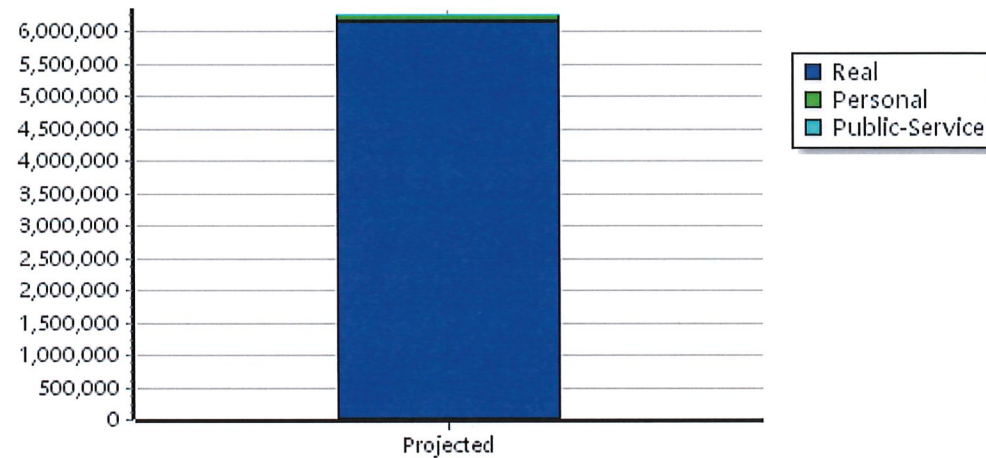

<b>Net Assessed</b>		<b>98,930</b>
<b>Net Assessed Under Protest</b>	<b>1</b>	<b>0</b>

Public Service	Count	Value
<b>Total PS Value</b>	<b>2</b>	<b>2,094</b>
<b>TIF Increment Value</b>		
<b>Net Assessed</b>		<b>2,094</b>

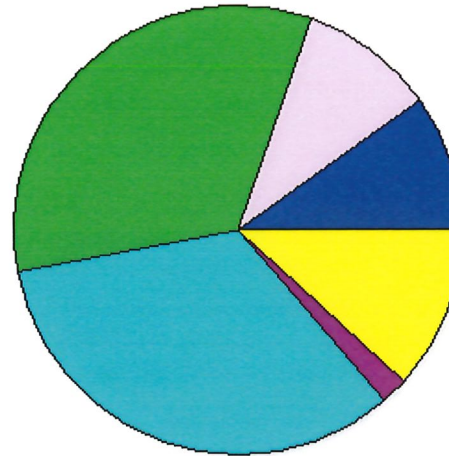
**District Totals**

Total Gross Value	6,946,697
Homestead Loss	271,890
Other Exemption Loss	405,764
<b>TIF Increment Value</b>	
<b>Retained TIF Value</b>	
<b>Net Assessed Value</b>	<b>6,269,043</b>
<b>Net Assessed Under Protest</b>	<b>0</b>

\* Public Service Protests Values are not included on this report.



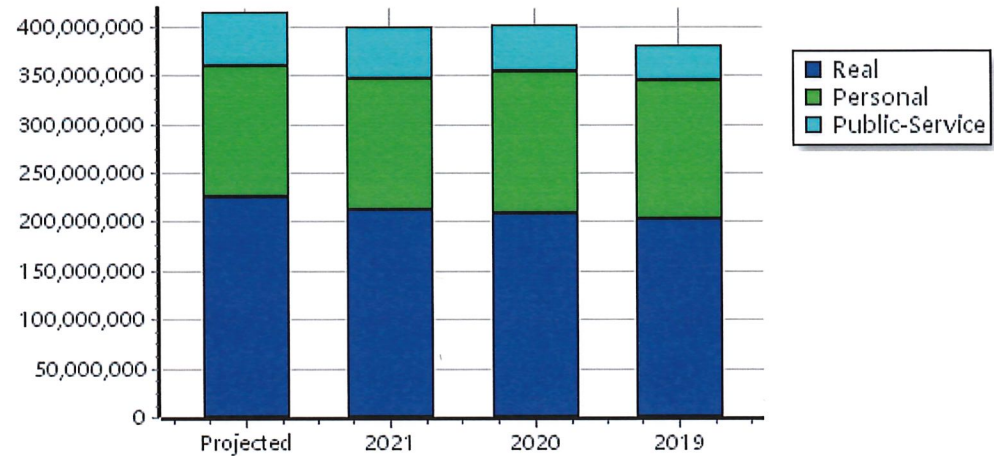
Real	Count	Value
Agricultural	6,360	41,531,846
Commercial	1,738	44,427,755
Residential	19,888	155,218,491
<b>Total Real Value</b>	<b>27,986</b>	<b>241,178,092</b>
Homestead	8,742	9,241,503
Veteran	524	7,004,592
Other	0	0
<b>Total Exempt</b>	<b>9,808</b>	<b>16,246,095</b>



**TIF Increment Value**

<b>Net Assessed</b>	<b>224,931,997</b>
<b>Net Assessed Under Protest</b>	<b>0</b>
Senior Freeze	2,479
Capped Parcels	18,149

Personal	Count	Value
Agricultural	1,674	5,486,402
Commercial	2,227	151,961,864
Mobile Home	496	1,426,943
<b>Total Personal</b>	<b>4,397</b>	<b>158,875,209</b>
<b>Total Exempt</b>	<b>255</b>	<b>23,525,955</b>



**TIF Increment Value**

<b>Net Assessed</b>	<b>135,349,254</b>
<b>Net Assessed Under Protest</b>	<b>16</b>

Public Service	Count	Value
<b>Total PS Value</b>	<b>286</b>	<b>54,805,183</b>

**TIF Increment Value**

<b>Net Assessed</b>	<b>54,805,183</b>
---------------------	-------------------

District Totals	
Total Gross Value	454,858,484
Homestead Loss	9,241,503
Other Exemption Loss	30,530,547
<b>TIF Increment Value</b>	
<b>Retained TIF Value</b>	
<b>Net Assessed Value</b>	<b>415,086,434</b>
<b>Net Assessed Under Protest</b>	<b>12,060,731</b>

\* Public Service Protests Values are not included on this report.

Real	Count	Value
Agricultural	278	1,723,347
Commercial	13	1,599
Residential	410	2,219,738
<b>Total Real Value</b>	<b>701</b>	<b>3,944,684</b>
Homestead	197	204,004
Veteran	12	161,269
Other	0	0
<b>Total Exempt</b>	<b>217</b>	<b>365,273</b>

**TIF Increment Value**

**Net Assessed 3,579,411**

**Net Assessed Under Protest**

Senior Freeze	44	212,673
Capped Parcels	383	797,641

Personal	Count	Value
Agricultural	78	62,222
Commercial	22	49,558
Mobile Home	14	24,329
<b>Total Personal</b>	<b>114</b>	<b>136,109</b>
<b>Total Exempt</b>	<b>18</b>	<b>2,562</b>

**TIF Increment Value**

**Net Assessed 133,547**

**Net Assessed Under Protest**

Public Service	Count	Value
<b>Total PS Value</b>	<b>12</b>	<b>2,242,284</b>

**TIF Increment Value**

**Net Assessed 2,242,284**

**District Totals**

Total Gross Value	6,323,077
Homestead Loss	204,004
Other Exemption Loss	163,831

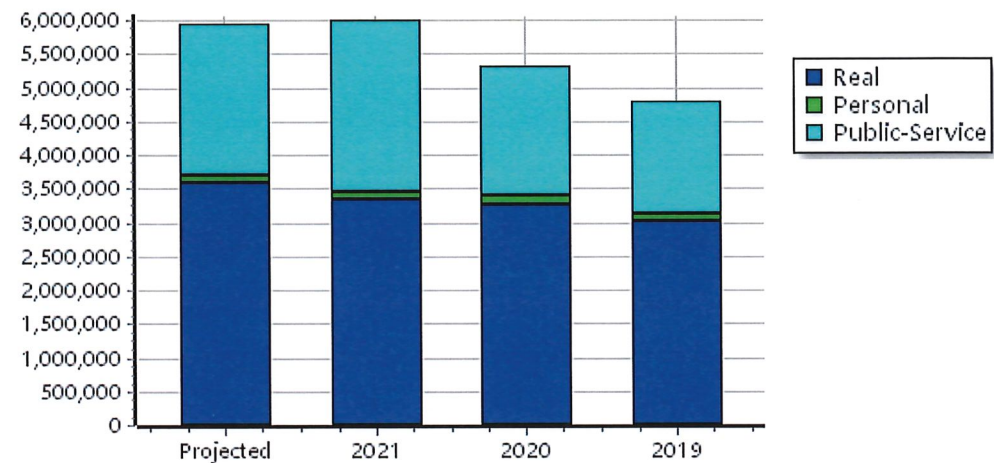
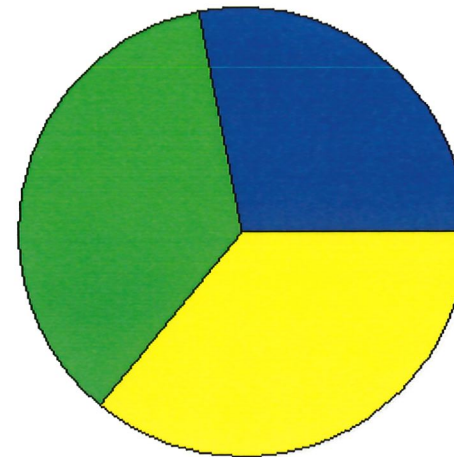
**TIF Increment Value**

**Retained TIF Value**


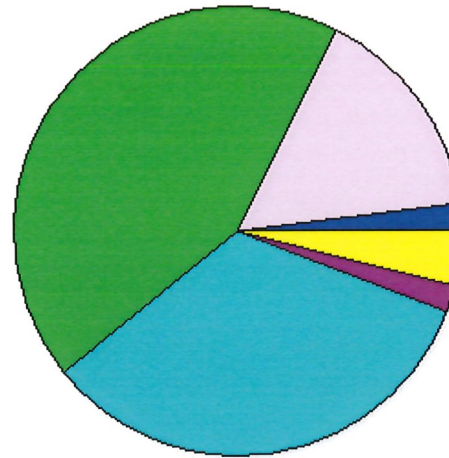
**Net Assessed Value 5,955,242**

**Net Assessed Under Protest**

\* Public Service Protests Values are not included on this report.



Real	Count	Value
Agricultural	519	5,312,246
Commercial	999	29,949,603
Residential	10,591	86,248,182
<b>Total Real Value</b>	<b>12,109</b>	<b>121,510,031</b>
Homestead	4,148	4,428,247
Veteran	250	3,394,081
Other	0	0
<b>Total Exempt</b>	<b>4,703</b>	<b>7,822,328</b>



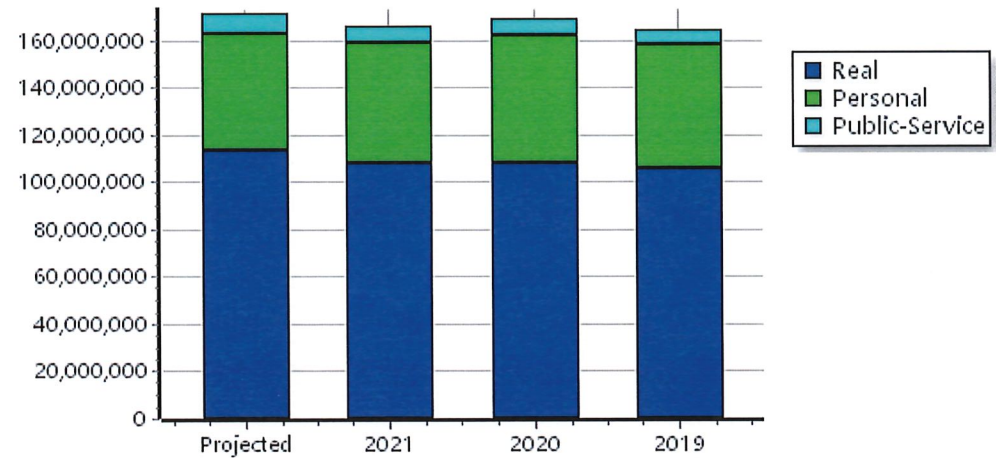
TIF Increment Value		
<b>Net Assessed</b>		<b>113,687,703</b>
<b>Net Assessed Under Protest</b>	<b>0</b>	<b>0</b>
Senior Freeze	1,239	6,237,015
Capped Parcels	8,128	33,609,254

Personal	Count	Value
Agricultural	177	2,148,094
Commercial	1,057	67,168,411
Mobile Home	78	187,641
<b>Total Personal</b>	<b>1,312</b>	<b>69,504,146</b>
<b>Total Exempt</b>	<b>22</b>	<b>19,842,569</b>

TIF Increment Value		
<b>Net Assessed</b>		<b>49,661,577</b>
<b>Net Assessed Under Protest</b>	<b>2</b>	<b>23,449</b>

Public Service	Count	Value
<b>Total PS Value</b>	<b>45</b>	<b>8,362,571</b>

TIF Increment Value		
<b>Net Assessed</b>		<b>8,362,571</b>



District Totals	
Total Gross Value	199,376,748
Homestead Loss	4,428,247
Other Exemption Loss	23,236,650
<b>TIF Increment Value</b>	
<b>Retained TIF Value</b>	
<b>Net Assessed Value</b>	<b>171,711,851</b>
<b>Net Assessed Under Protest</b>	<b>23,449</b>

\* Public Service Protests Values are not included on this report.

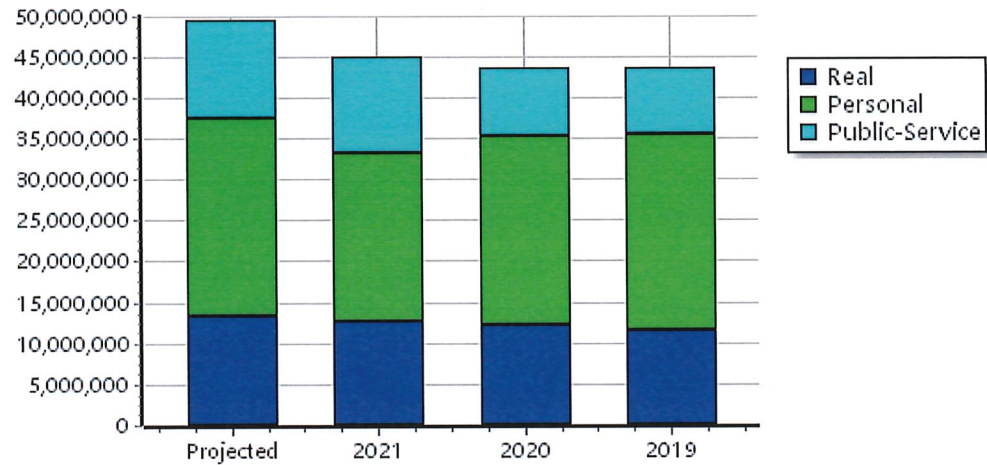
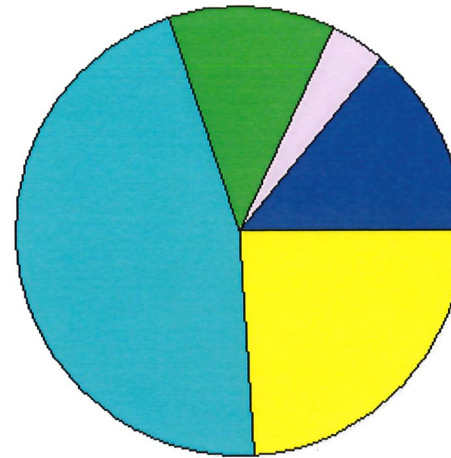
Real	Count	Value
Agricultural	1,761	6,560,448
Commercial	198	1,517,617
Residential	1,306	5,992,646
<b>Total Real Value</b>	<b>3,265</b>	<b>14,070,711</b>
Homestead	496	511,847
Veteran	16	163,189
Other	0	0
<b>Total Exempt</b>	<b>532</b>	<b>675,036</b>
<b>TIF Increment Value</b>		
<b>Net Assessed</b>		<b>13,395,675</b>
<b>Net Assessed Under Protest</b>	<b>0</b>	<b>0</b>
Senior Freeze	93	418,929
Capped Parcels	1,696	3,874,533

Personal	Count	Value
Agricultural	225	484,277
Commercial	179	23,202,178
Mobile Home	97	343,719
<b>Total Personal</b>	<b>501</b>	<b>24,030,174</b>
<b>Total Exempt</b>	<b>35</b>	<b>8,601</b>
<b>TIF Increment Value</b>		
<b>Net Assessed</b>		<b>24,021,573</b>
<b>Net Assessed Under Protest</b>	<b>2</b>	<b>4,488,496</b>


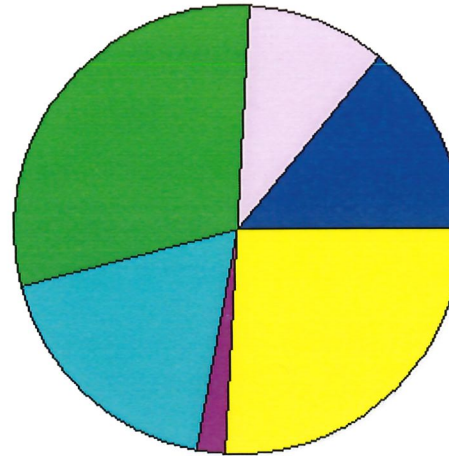
Public Service	Count	Value
<b>Total PS Value</b>	<b>46</b>	<b>12,070,419</b>
<b>TIF Increment Value</b>		
<b>Net Assessed</b>		<b>12,070,419</b>

District Totals	
Total Gross Value	50,171,304
Homestead Loss	511,847
Other Exemption Loss	171,790
<b>TIF Increment Value</b>	
<b>Retained TIF Value</b>	
<b>Net Assessed Value</b>	<b>49,487,667</b>
<b>Net Assessed Under Protest</b>	<b>4,488,496</b>

\* Public Service Protests Values are not included on this report.



Real	Count	Value
Agricultural	985	6,741,630
Commercial	179	4,919,527
Residential	2,621	14,330,324
<b>Total Real Value</b>	<b>3,785</b>	<b>25,991,481</b>
Homestead	1,150	1,219,776
Veteran	89	834,588
Other	0	0
<b>Total Exempt</b>	<b>1,317</b>	<b>2,054,364</b>



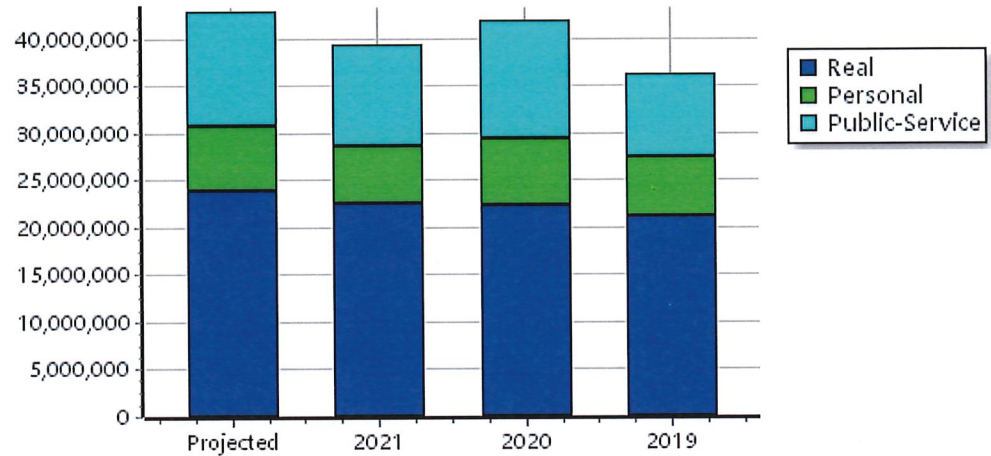
TIF Increment Value	
<b>Net Assessed</b>	<b>23,937,117</b>
<b>Net Assessed Under Protest</b>	<b>0</b>
Senior Freeze	364
Capped Parcels	2,419

Personal	Count	Value
Agricultural	269	489,885
Commercial	278	8,780,650
Mobile Home	87	176,296
<b>Total Personal</b>	<b>634</b>	<b>9,446,831</b>
<b>Total Exempt</b>	<b>49</b>	<b>2,526,518</b>

TIF Increment Value	
<b>Net Assessed</b>	<b>6,920,313</b>
<b>Net Assessed Under Protest</b>	<b>1</b>

Public Service	Count	Value
<b>Total PS Value</b>	<b>53</b>	<b>12,062,378</b>

TIF Increment Value	
<b>Net Assessed</b>	<b>12,062,378</b>



District Totals	
Total Gross Value	47,500,690
Homestead Loss	1,219,776
Other Exemption Loss	3,361,106
<b>TIF Increment Value</b>	
<b>Retained TIF Value</b>	
<b>Net Assessed Value</b>	<b>42,919,808</b>
<b>Net Assessed Under Protest</b>	<b>13,814</b>

\* Public Service Protests Values are not included on this report.

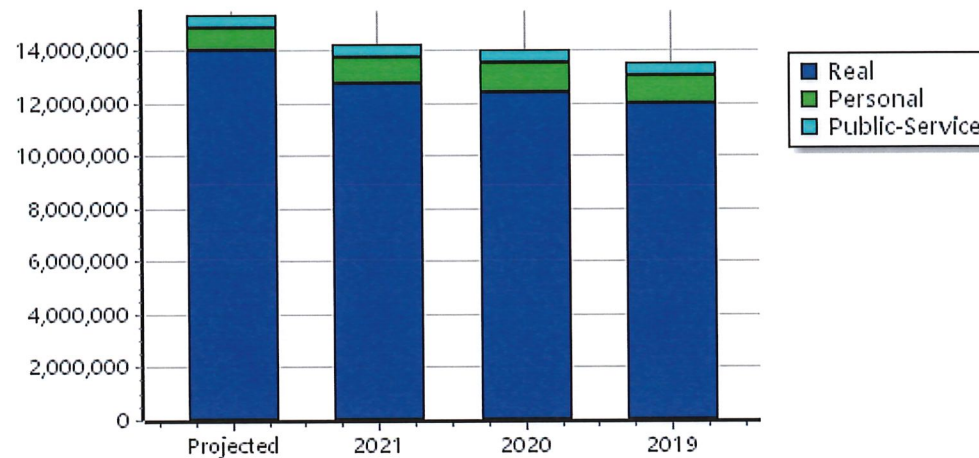
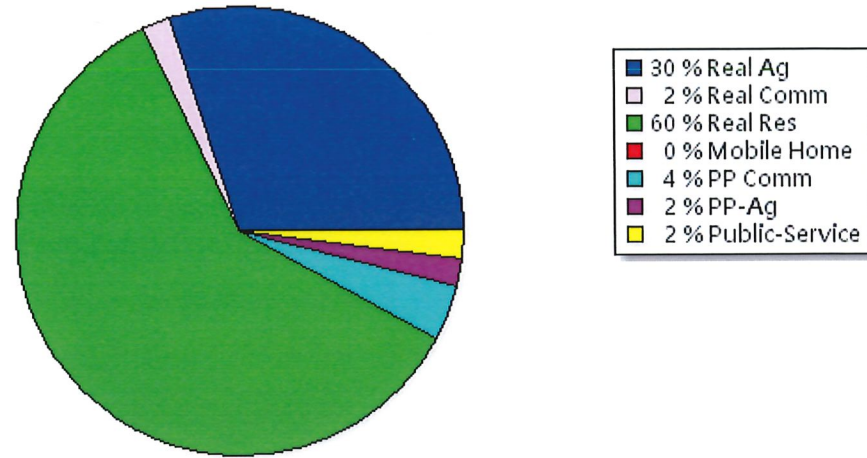
Real	Count	Value
Agricultural	576	4,753,403
Commercial	9	439,511
Residential	760	9,806,711
<b>Total Real Value</b>	<b>1,345</b>	<b>14,999,625</b>
Homestead	564	583,000
Veteran	26	379,887
Other	0	0
<b>Total Exempt</b>	<b>609</b>	<b>962,887</b>
<b>TIF Increment Value</b>		
<b>Net Assessed</b>		<b>14,036,738</b>
<b>Net Assessed Under Protest</b>	<b>0</b>	<b>0</b>
Senior Freeze	107	642,497
Capped Parcels	868	4,406,963

Personal	Count	Value
Agricultural	161	206,427
Commercial	76	509,160
Mobile Home	32	113,886
<b>Total Personal</b>	<b>269</b>	<b>829,473</b>
<b>Total Exempt</b>	<b>26</b>	<b>5,891</b>
<b>TIF Increment Value</b>		
<b>Net Assessed</b>		<b>823,582</b>
<b>Net Assessed Under Protest</b>	<b>2</b>	<b>89,090</b>

Public Service	Count	Value
<b>Total PS Value</b>	<b>21</b>	<b>485,753</b>
<b>TIF Increment Value</b>		
<b>Net Assessed</b>		<b>485,753</b>

<b>District Totals</b>	
Total Gross Value	16,314,851
Homestead Loss	583,000
Other Exemption Loss	385,778
<b>TIF Increment Value</b>	
<b>Retained TIF Value</b>	
<b>Net Assessed Value</b>	<b>15,346,073</b>
<b>Net Assessed Under Protest</b>	<b>89,090</b>

\* Public Service Protests Values are not included on this report.





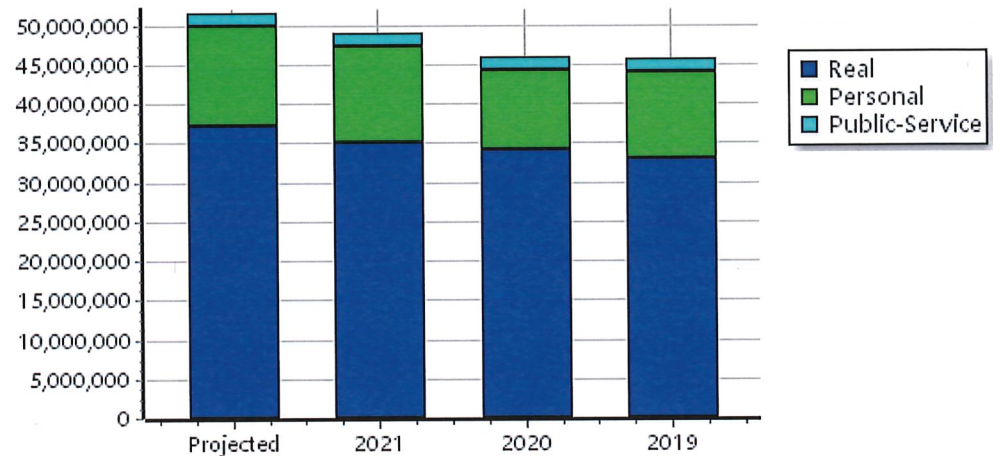
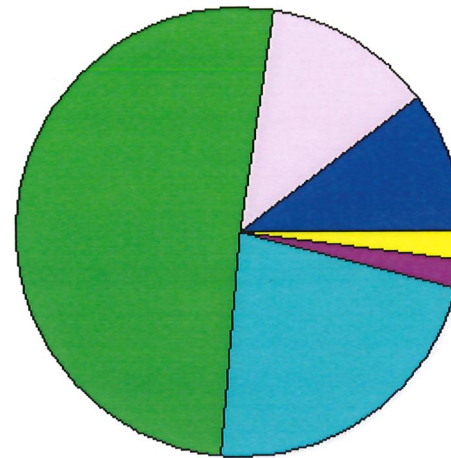
Real	Count	Value
Agricultural	538	5,419,365
Commercial	306	6,961,677
Residential	3,051	27,565,391
<b>Total Real Value</b>	<b>3,895</b>	<b>39,946,433</b>
Homestead	1,415	1,502,028
Veteran	81	1,282,123
Other	0	0
<b>Total Exempt</b>	<b>1,587</b>	<b>2,784,151</b>
<b>TIF Increment Value</b>		
<b>Net Assessed</b>		<b>37,162,282</b>
<b>Net Assessed Under Protest</b>	<b>0</b>	<b>0</b>
Senior Freeze	456	2,878,208
Capped Parcels	2,874	13,597,785

Personal	Count	Value
Agricultural	273	997,528
Commercial	411	12,758,829
Mobile Home	69	148,830
<b>Total Personal</b>	<b>753</b>	<b>13,905,187</b>
<b>Total Exempt</b>	<b>35</b>	<b>1,099,604</b>
<b>TIF Increment Value</b>		
<b>Net Assessed</b>		<b>12,805,583</b>
<b>Net Assessed Under Protest</b>	<b>2</b>	<b>49,355</b>

Public Service	Count	Value
<b>Total PS Value</b>	<b>36</b>	<b>1,624,200</b>
<b>TIF Increment Value</b>		
<b>Net Assessed</b>		<b>1,624,200</b>

<b>District Totals</b>	
Total Gross Value	55,475,820
Homestead Loss	1,502,028
Other Exemption Loss	2,381,727
<b>TIF Increment Value</b>	
<b>Retained TIF Value</b>	
<b>Net Assessed Value</b>	<b>51,592,065</b>
<b>Net Assessed Under Protest</b>	<b>49,355</b>

\* Public Service Protests Values are not included on this report.



Real	Count	Value
Agricultural	416	3,609,664
Commercial	3	22,288
Residential	450	4,475,590
<b>Total Real Value</b>	<b>869</b>	<b>8,107,542</b>
Homestead	317	325,890
Veteran	30	531,308
Other	0	0
<b>Total Exempt</b>	<b>356</b>	<b>857,198</b>

**TIF Increment Value**

<b>Net Assessed</b>		<b>7,250,344</b>
<b>Net Assessed Under Protest</b>	<b>0</b>	<b>0</b>
Senior Freeze	77	412,092
Capped Parcels	603	1,794,160

Personal	Count	Value
Agricultural	110	121,929
Commercial	53	1,240,689
Mobile Home	42	188,325
<b>Total Personal</b>	<b>205</b>	<b>1,550,943</b>
<b>Total Exempt</b>	<b>20</b>	<b>6,595</b>

**TIF Increment Value**

<b>Net Assessed</b>		<b>1,544,348</b>
<b>Net Assessed Under Protest</b>	<b>2</b>	<b>111,136</b>

Public Service	Count	Value
<b>Total PS Value</b>	<b>8</b>	<b>440,041</b>

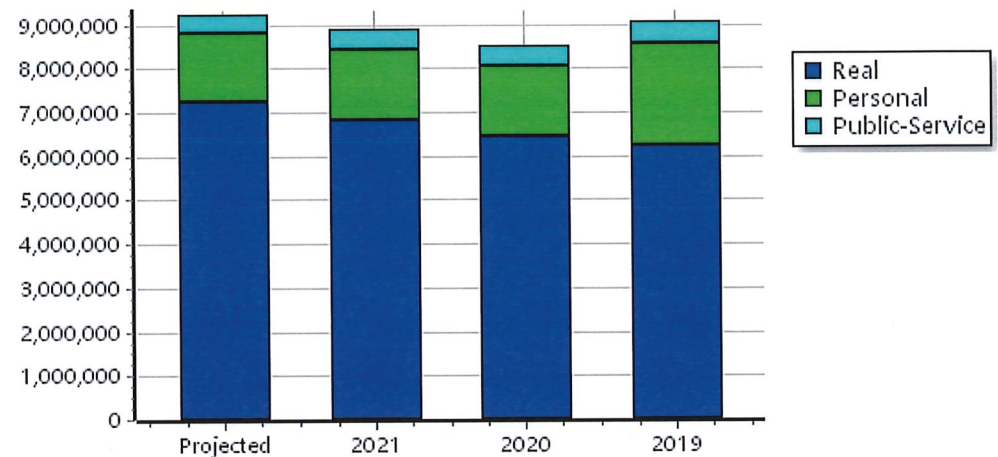
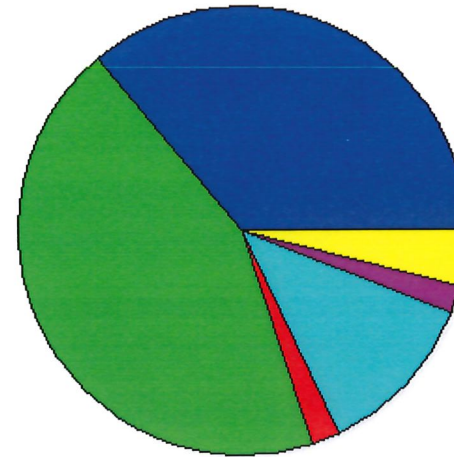
**TIF Increment Value**

<b>Net Assessed</b>		<b>440,041</b>
---------------------	--	----------------


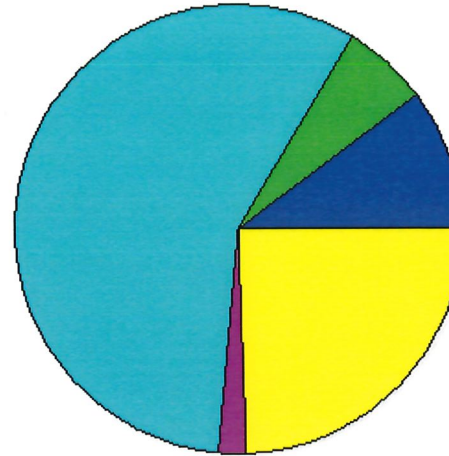
**District Totals**

Total Gross Value	10,098,526
Homestead Loss	325,890
Other Exemption Loss	537,903
<b>TIF Increment Value</b>	
<b>Retained TIF Value</b>	
<b>Net Assessed Value</b>	<b>9,234,733</b>
<b>Net Assessed Under Protest</b>	<b>111,136</b>

\* Public Service Protests Values are not included on this report.



Real	Count	Value
Agricultural	1,167	6,844,253
Commercial	31	615,933
Residential	586	4,122,046
<b>Total Real Value</b>	<b>1,784</b>	<b>11,582,232</b>
Homestead	412	422,711
Veteran	19	250,074
Other	0	0
<b>Total Exempt</b>	<b>442</b>	<b>672,785</b>



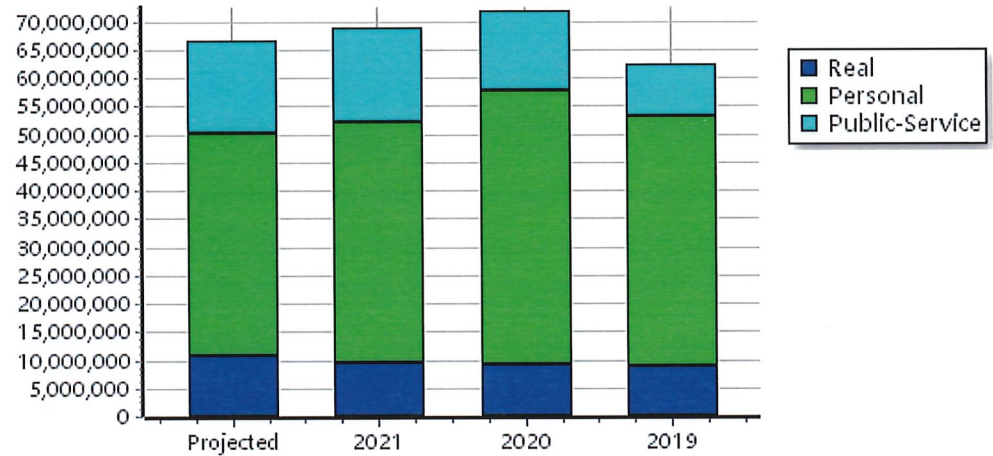
TIF Increment Value	
<b>Net Assessed</b>	<b>10,909,447</b>
<b>Net Assessed Under Protest</b>	<b>0</b>
Senior Freeze	90 716,331
Capped Parcels	1,056 7,555,218

Personal	Count	Value
Agricultural	360	957,383
Commercial	125	38,029,265
Mobile Home	71	223,561
<b>Total Personal</b>	<b>556</b>	<b>39,210,209</b>
<b>Total Exempt</b>	<b>49</b>	<b>33,415</b>

TIF Increment Value	
<b>Net Assessed</b>	<b>39,176,794</b>
<b>Net Assessed Under Protest</b>	<b>2 7,265,005</b>

Public Service	Count	Value
<b>Total PS Value</b>	<b>33</b>	<b>16,660,410</b>


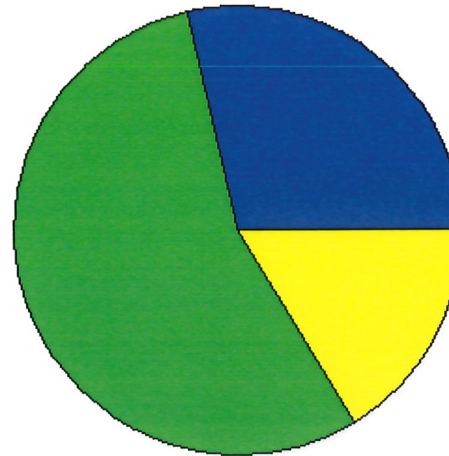
TIF Increment Value	
<b>Net Assessed</b>	<b>16,660,410</b>



District Totals	
Total Gross Value	67,452,851
Homestead Loss	422,711
Other Exemption Loss	283,489
TIF Increment Value	
<b>Retained TIF Value</b>	
<b>Net Assessed Value</b>	<b>66,746,651</b>
<b>Net Assessed Under Protest</b>	<b>7,265,005</b>

\* Public Service Protests Values are not included on this report.

Real	Count	Value
Agricultural	8	39,334
Commercial	0	0
Residential	22	74,971
<b>Total Real Value</b>	<b>30</b>	<b>114,305</b>
Homestead	5	5,000
Veteran	0	0
Other	0	0
<b>Total Exempt</b>	<b>5</b>	<b>5,000</b>



**TIF Increment Value**

**Net Assessed** 109,305

**Net Assessed Under Protest**

Senior Freeze	0	0
Capped Parcels	11	16,503

Personal	Count	Value
Agricultural	3	572
Commercial	0	0
Mobile Home	0	0
<b>Total Personal</b>	<b>3</b>	<b>572</b>
<b>Total Exempt</b>	<b>1</b>	<b>200</b>

**TIF Increment Value**

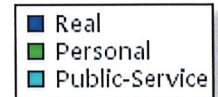
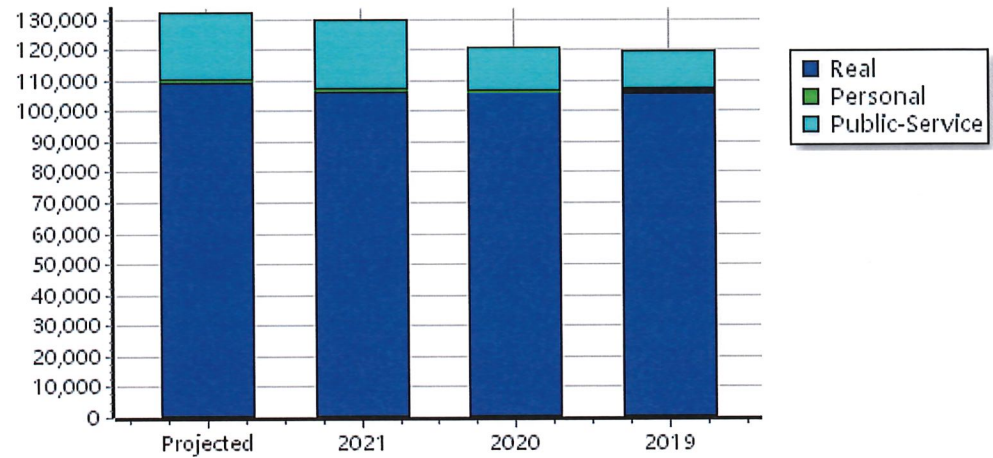
**Net Assessed** 372

**Net Assessed Under Protest**

Public Service	Count	Value
<b>Total PS Value</b>	<b>3</b>	<b>22,523</b>

**TIF Increment Value**

**Net Assessed** 22,523



**District Totals**

Total Gross Value	137,400
Homestead Loss	5,000
Other Exemption Loss	200

**TIF Increment Value**



**Retained TIF Value**

**Net Assessed Value** 132,200

**Net Assessed Under Protest**

\* Public Service Protests Values are not included on this report.

Real	Count	Value
Agricultural	4	534
Commercial	0	0
Residential	1	252
<b>Total Real Value</b>	<b>5</b>	<b>786</b>
Homestead	0	0
Veteran	0	0
Other	0	0
<b>Total Exempt</b>	<b>0</b>	<b>0</b>



**TIF Increment Value**

**Net Assessed** 786

**Net Assessed Under Protest**

Senior Freeze	0	0
Capped Parcels	0	0

Personal	Count	Value
Agricultural	0	0
Commercial	0	0
Mobile Home	0	0
<b>Total Personal</b>	<b>0</b>	<b>0</b>
<b>Total Exempt</b>	<b>0</b>	<b>0</b>

**TIF Increment Value**

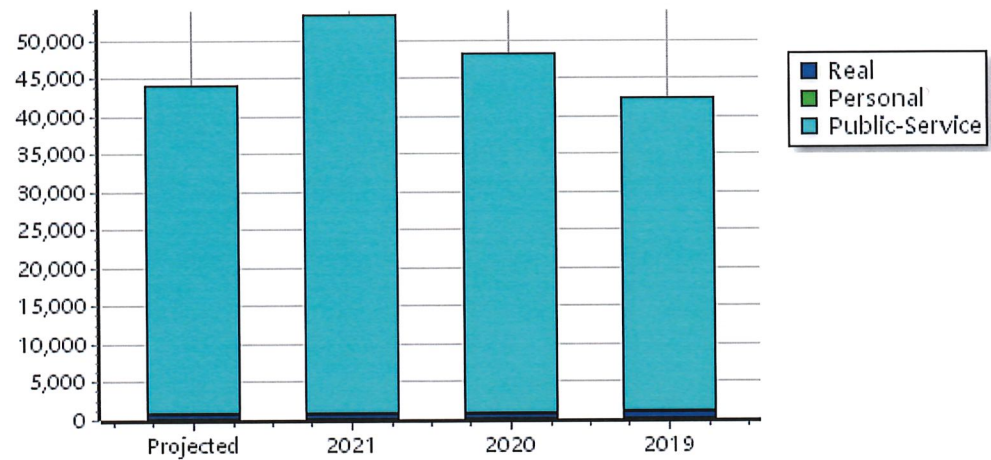
**Net Assessed** 0

**Net Assessed Under Protest**

Public Service	Count	Value
<b>Total PS Value</b>	<b>3</b>	<b>43,401</b>

**TIF Increment Value**

**Net Assessed** 43,401



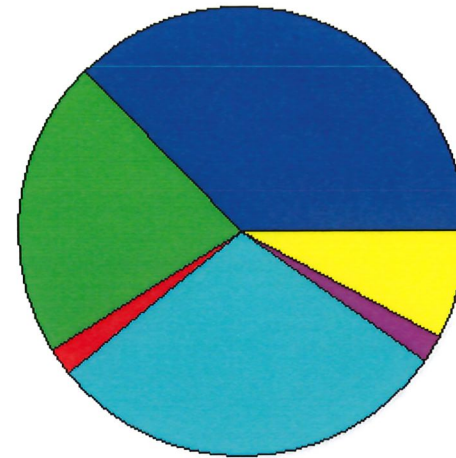
**District Totals**

Total Gross Value	44,187
Homestead Loss	0
Other Exemption Loss	0
<b>TIF Increment Value</b>	
<b>Retained TIF Value</b>	
<b>Net Assessed Value</b>	<b>44,187</b>

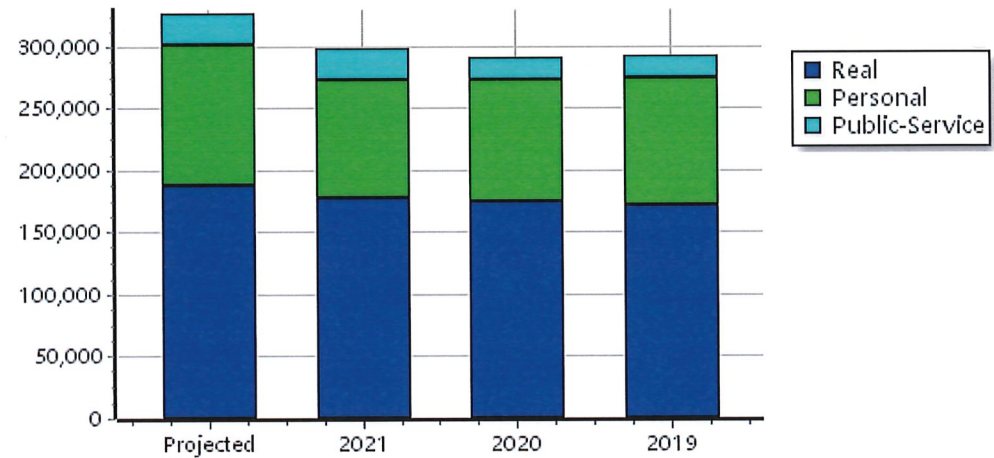
**Net Assessed Under Protest**

\* Public Service Protests Values are not included on this report.

Real	Count	Value
Agricultural	46	125,882
Commercial	0	0
Residential	46	74,476
<b>Total Real Value</b>	<b>92</b>	<b>200,358</b>
Homestead	12	12,000
Veteran	0	0
Other	0	0
<b>Total Exempt</b>	<b>12</b>	<b>12,000</b>
<b>TIF Increment Value</b>		
<b>Net Assessed</b>		<b>188,358</b>
<b>Net Assessed Under Protest</b>		
Senior Freeze	2	5,116
Capped Parcels	47	35,807



Personal	Count	Value
Agricultural	9	7,302
Commercial	5	101,745
Mobile Home	1	4,101
<b>Total Personal</b>	<b>15</b>	<b>113,148</b>
<b>Total Exempt</b>	<b>0</b>	<b>0</b>
<b>TIF Increment Value</b>		
<b>Net Assessed</b>		<b>113,148</b>
<b>Net Assessed Under Protest</b>		



Public Service	Count	Value
<b>Total PS Value</b>	<b>4</b>	<b>25,254</b>
<b>TIF Increment Value</b>		
<b>Net Assessed</b>		<b>25,254</b>

<b>District Totals</b>	
Total Gross Value	338,760
Homestead Loss	12,000
Other Exemption Loss	0
<b>TIF Increment Value</b>	
<b>Retained TIF Value</b>	
<b>Net Assessed Value</b>	<b>326,760</b>
<b>Net Assessed Under Protest</b>	

\* Public Service Protests Values are not included on this report.

Real	Count	Value
Agricultural	3	7,266
Commercial	0	0
Residential	0	0
<b>Total Real Value</b>	<b>3</b>	<b>7,266</b>
Homestead	0	0
Veteran	0	0
Other	0	0
<b>Total Exempt</b>	<b>0</b>	<b>0</b>

**TIF Increment Value**

**Net Assessed** 7,266

**Net Assessed Under Protest**

Senior Freeze	0	0
Capped Parcels	2	778

Personal	Count	Value
Agricultural	0	0
Commercial	0	0
Mobile Home	0	0
<b>Total Personal</b>	<b>0</b>	<b>0</b>
<b>Total Exempt</b>	<b>0</b>	<b>0</b>

**TIF Increment Value**

**Net Assessed** 0

**Net Assessed Under Protest**

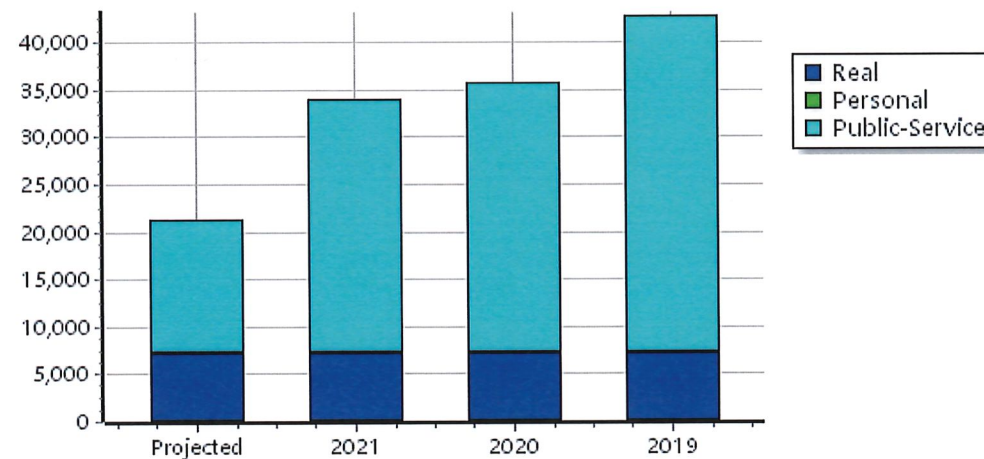


Public Service	Count	Value
<b>Total PS Value</b>	<b>2</b>	<b>13,973</b>
<b>TIF Increment Value</b>		
<b>Net Assessed</b>		<b>13,973</b>

**District Totals**

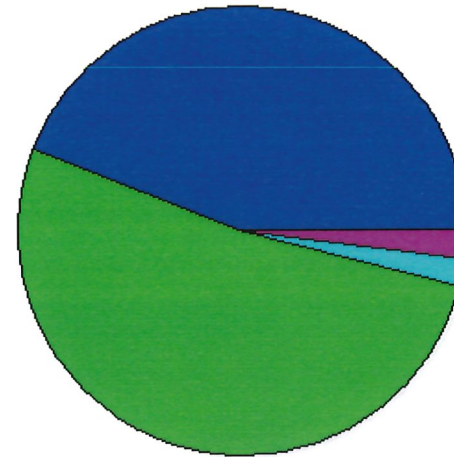
Total Gross Value	21,239
Homestead Loss	0
Other Exemption Loss	0
<b>TIF Increment Value</b>	
<b>Retained TIF Value</b>	
<b>Net Assessed Value</b>	<b>21,239</b>

**Net Assessed Under Protest**

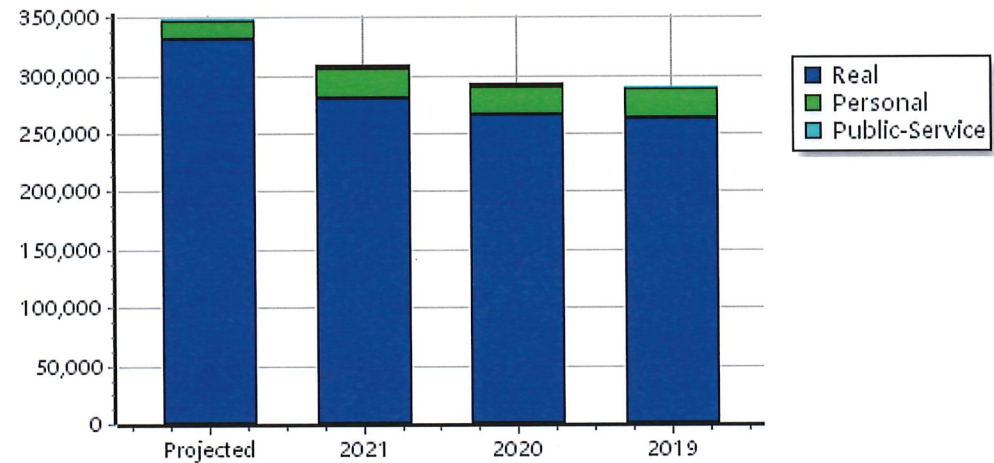
\* Public Service Protests Values are not included on this report.



Real	Count	Value
Agricultural	20	160,076
Commercial	0	0
Residential	27	189,860
<b>Total Real Value</b>	<b>47</b>	<b>349,936</b>
Homestead	18	18,000
Veteran	0	0
Other	0	0
<b>Total Exempt</b>	<b>18</b>	<b>18,000</b>
<b>TIF Increment Value</b>		
<b>Net Assessed</b>		<b>331,936</b>
<b>Net Assessed Under Protest</b>	<b>0</b>	<b>0</b>
Senior Freeze	4	14,331
Capped Parcels	35	64,179



Personal	Count	Value
Agricultural	6	8,227
Commercial	7	5,394
Mobile Home	1	1,007
<b>Total Personal</b>	<b>14</b>	<b>14,628</b>
<b>Total Exempt</b>	<b>0</b>	<b>0</b>
<b>TIF Increment Value</b>		
<b>Net Assessed</b>		<b>14,628</b>
<b>Net Assessed Under Protest</b>	<b>1</b>	<b>0</b>
Public Service	Count	Value
<b>Total PS Value</b>	<b>2</b>	<b>2,094</b>
<b>TIF Increment Value</b>		
<b>Net Assessed</b>		<b>2,094</b>



District Totals	
Total Gross Value	366,658
Homestead Loss	18,000
Other Exemption Loss	0
<b>TIF Increment Value</b>	
<b>Retained TIF Value</b>	
<b>Net Assessed Value</b>	<b>348,658</b>
<b>Net Assessed Under Protest</b>	<b>0</b>

\* Public Service Protests Values are not included on this report.



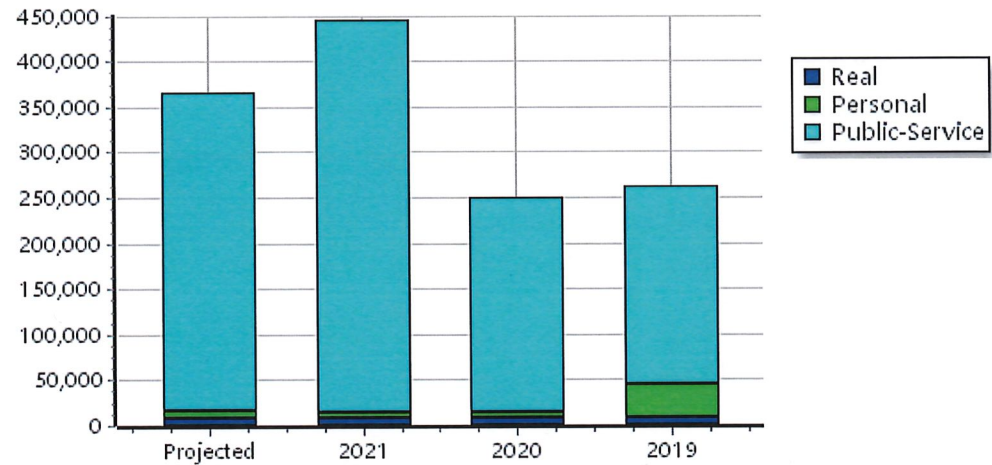
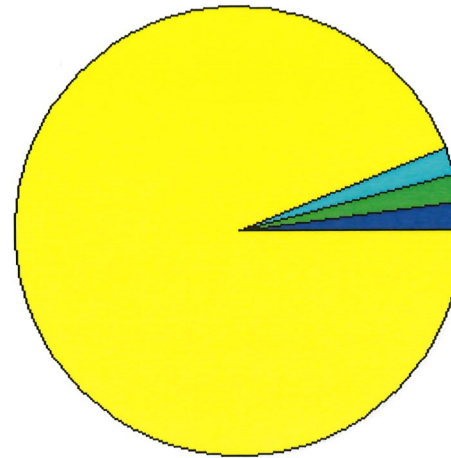
Real	Count	Value
Agricultural	8	6,886
Commercial	0	0
Residential	2	9,272
<b>Total Real Value</b>	<b>10</b>	<b>16,158</b>
Homestead	0	0
Veteran	1	8,073
Other	0	0
<b>Total Exempt</b>	<b>1</b>	<b>8,073</b>
<b>TIF Increment Value</b>		
<b>Net Assessed</b>		<b>8,085</b>
<b>Net Assessed Under Protest</b>	<b>0</b>	<b>0</b>
Senior Freeze	0	0
Capped Parcels	2	8,765

Personal	Count	Value
Agricultural	0	0
Commercial	3	8,945
Mobile Home	0	0
<b>Total Personal</b>	<b>3</b>	<b>8,945</b>
<b>Total Exempt</b>	<b>0</b>	<b>0</b>
<b>TIF Increment Value</b>		
<b>Net Assessed</b>		<b>8,945</b>
<b>Net Assessed Under Protest</b>	<b>1</b>	<b>5,448</b>

Public Service	Count	Value
<b>Total PS Value</b>	<b>6</b>	<b>349,057</b>
<b>TIF Increment Value</b>		
<b>Net Assessed</b>		<b>349,057</b>

<b>District Totals</b>	
Total Gross Value	374,160
Homestead Loss	0
Other Exemption Loss	8,073
<b>TIF Increment Value</b>	
<b>Retained TIF Value</b>	
<b>Net Assessed Value</b>	<b>366,087</b>
<b>Net Assessed Under Protest</b>	<b>5,448</b>

\* Public Service Protests Values are not included on this report.



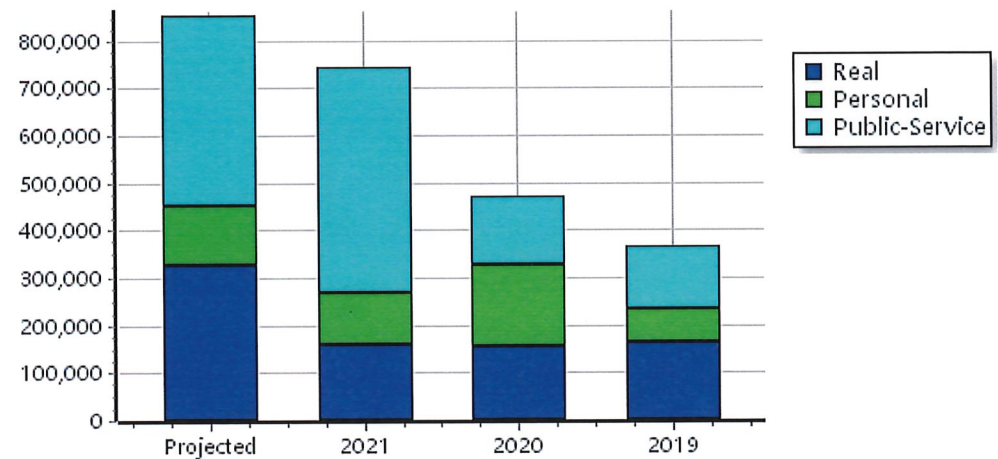
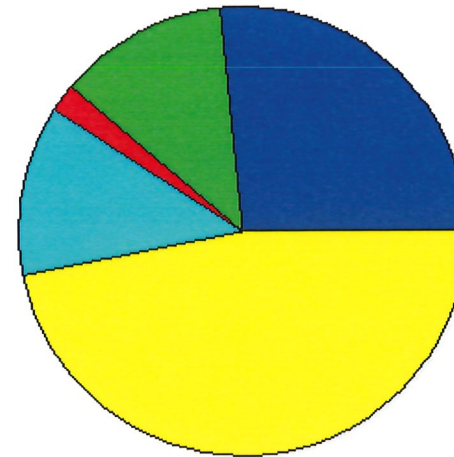
Real	Count	Value
Agricultural	31	227,512
Commercial	0	0
Residential	15	109,032
<b>Total Real Value</b>	<b>46</b>	<b>336,544</b>
Homestead	8	9,000
Veteran	0	0
Other	0	0
<b>Total Exempt</b>	<b>9</b>	<b>9,000</b>
<b>TIF Increment Value</b>		
<b>Net Assessed</b>		<b>327,544</b>
<b>Net Assessed Under Protest</b>	<b>0</b>	<b>0</b>
Senior Freeze	3	3,910
Capped Parcels	25	31,319

Personal	Count	Value
Agricultural	3	2,556
Commercial	11	107,040
Mobile Home	4	15,248
<b>Total Personal</b>	<b>18</b>	<b>124,844</b>
<b>Total Exempt</b>	<b>0</b>	<b>0</b>
<b>TIF Increment Value</b>		
<b>Net Assessed</b>		<b>124,844</b>
<b>Net Assessed Under Protest</b>	<b>1</b>	<b>14,938</b>

Public Service	Count	Value
<b>Total PS Value</b>	<b>12</b>	<b>400,825</b>
<b>TIF Increment Value</b>		
<b>Net Assessed</b>		<b>400,825</b>

<b>District Totals</b>	
Total Gross Value	862,213
Homestead Loss	9,000
Other Exemption Loss	0
<b>TIF Increment Value</b>	
<b>Retained TIF Value</b>	
<b>Net Assessed Value</b>	<b>853,213</b>
<b>Net Assessed Under Protest</b>	<b>14,938</b>

\* Public Service Protests Values are not included on this report.



Real	Count	Value
Agricultural	8	6,886
Commercial	0	0
Residential	2	9,272
<b>Total Real Value</b>	<b>10</b>	<b>16,158</b>
Homestead	0	0
Veteran	1	8,073
Other	0	0
<b>Total Exempt</b>	<b>1</b>	<b>8,073</b>

**TIF Increment Value**

<b>Net Assessed</b>		<b>8,085</b>
<b>Net Assessed Under Protest</b>	<b>0</b>	<b>0</b>
Senior Freeze	0	0
Capped Parcels	2	8,765

Personal	Count	Value
Agricultural	0	0
Commercial	3	8,945
Mobile Home	0	0
<b>Total Personal</b>	<b>3</b>	<b>8,945</b>
<b>Total Exempt</b>	<b>0</b>	<b>0</b>

**TIF Increment Value**

<b>Net Assessed</b>		<b>8,945</b>
<b>Net Assessed Under Protest</b>	<b>1</b>	<b>5,448</b>

Public Service	Count	Value
<b>Total PS Value</b>	<b>6</b>	<b>349,057</b>

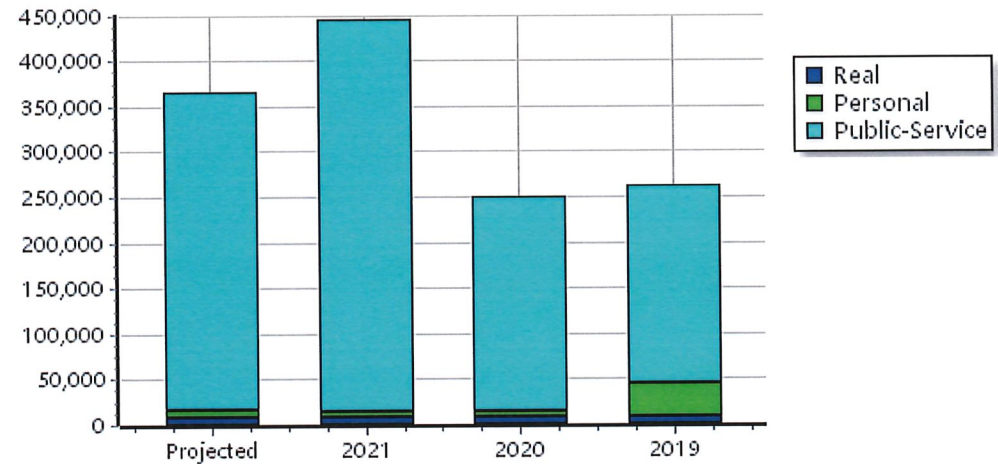
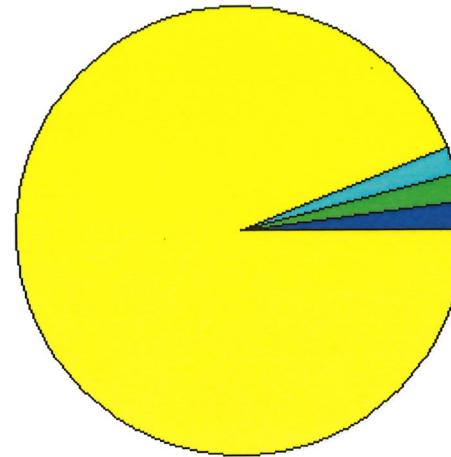
**TIF Increment Value**

<b>Net Assessed</b>		<b>349,057</b>
---------------------	--	----------------


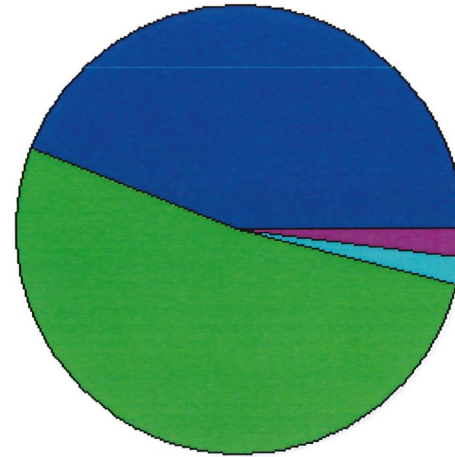
**District Totals**

Total Gross Value	374,160
Homestead Loss	0
Other Exemption Loss	8,073
<b>TIF Increment Value</b>	
<b>Retained TIF Value</b>	
<b>Net Assessed Value</b>	<b>366,087</b>
<b>Net Assessed Under Protest</b>	<b>5,448</b>


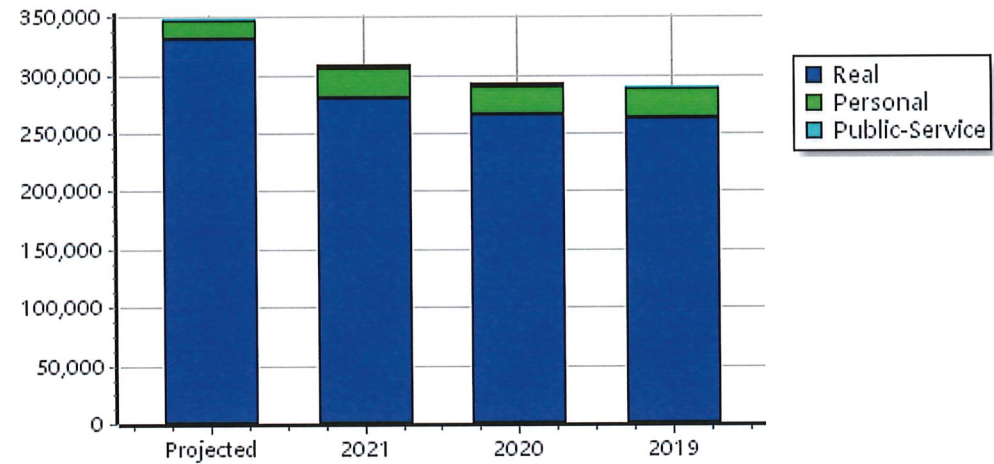
\* Public Service Protests Values are not included on this report.



Real	Count	Value
Agricultural	20	160,076
Commercial	0	0
Residential	27	189,860
<b>Total Real Value</b>	<b>47</b>	<b>349,936</b>
Homestead	18	18,000
Veteran	0	0
Other	0	0
<b>Total Exempt</b>	<b>18</b>	<b>18,000</b>
<b>TIF Increment Value</b>		
<b>Net Assessed</b>		<b>331,936</b>
<b>Net Assessed Under Protest</b>	<b>0</b>	<b>0</b>
Senior Freeze	4	14,331
Capped Parcels	35	64,179



Personal	Count	Value
Agricultural	6	8,227
Commercial	7	5,394
Mobile Home	1	1,007
<b>Total Personal</b>	<b>14</b>	<b>14,628</b>
<b>Total Exempt</b>	<b>0</b>	<b>0</b>
<b>TIF Increment Value</b>		
<b>Net Assessed</b>		<b>14,628</b>
<b>Net Assessed Under Protest</b>	<b>1</b>	<b>0</b>
Public Service	Count	Value
<b>Total PS Value</b>	<b>2</b>	<b>2,094</b>
<b>TIF Increment Value</b>		
<b>Net Assessed</b>		<b>2,094</b>



District Totals	
Total Gross Value	366,658
Homestead Loss	18,000
Other Exemption Loss	0
<b>TIF Increment Value</b>	
<b>Retained TIF Value</b>	
<b>Net Assessed Value</b>	<b>348,658</b>
<b>Net Assessed Under Protest</b>	<b>0</b>

\* Public Service Protests Values are not included on this report.

Real	Count	Value
Agricultural	6,255	41,011,490
Commercial	1,738	44,427,755
Residential	19,798	154,835,851
<b>Total Real Value</b>	<b>27,791</b>	<b>240,275,096</b>
Homestead	8,704	9,202,503
Veteran	523	6,996,519
Other	0	0
<b>Total Exempt</b>	<b>9,768</b>	<b>16,199,022</b>

**TIF Increment Value**

<b>Net Assessed</b>		<b>224,076,074</b>
<b>Net Assessed Under Protest</b>	<b>0</b>	<b>0</b>
Senior Freeze	2,470	13,413,394
Capped Parcels	18,040	73,113,515

Personal	Count	Value
Agricultural	1,656	5,468,317
Commercial	2,201	151,738,740
Mobile Home	490	1,406,587
<b>Total Personal</b>	<b>4,347</b>	<b>158,613,644</b>
<b>Total Exempt</b>	<b>255</b>	<b>23,525,955</b>

**TIF Increment Value**

<b>Net Assessed</b>		<b>135,087,689</b>
<b>Net Assessed Under Protest</b>	<b>13</b>	<b>12,040,345</b>

Public Service	Count	Value
<b>Total PS Value</b>	<b>262</b>	<b>54,027,953</b>

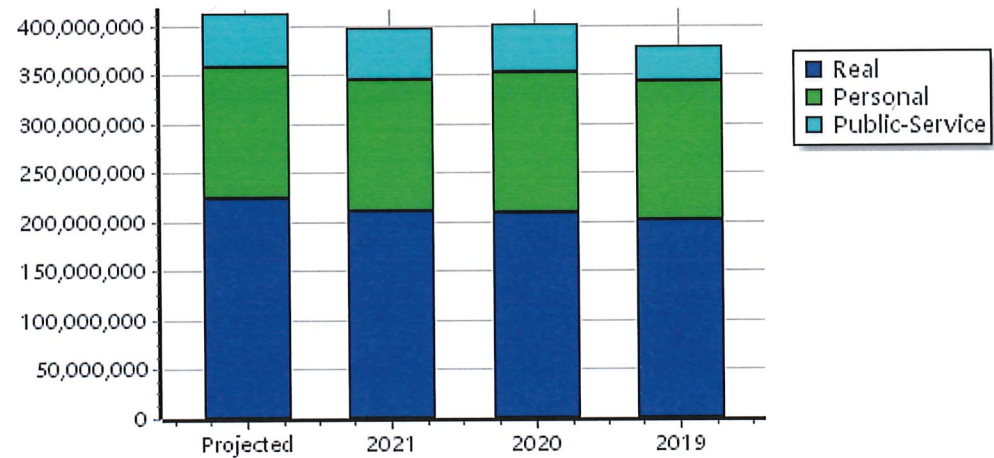
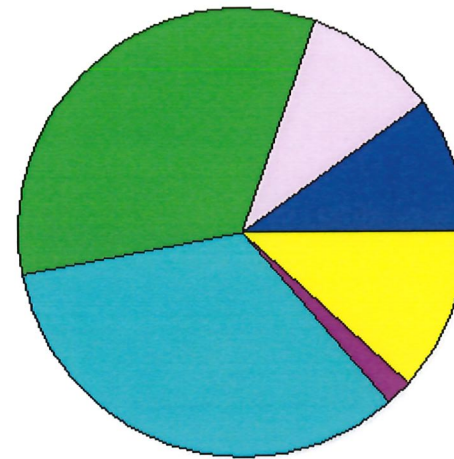
**TIF Increment Value**

<b>Net Assessed</b>		<b>54,027,953</b>
---------------------	--	-------------------

**District Totals**

Total Gross Value	452,916,693
Homestead Loss	9,202,503
Other Exemption Loss	30,522,474
<b>TIF Increment Value</b>	
<b>Retained TIF Value</b>	
<b>Net Assessed Value</b>	<b>413,191,716</b>
<b>Net Assessed Under Protest</b>	<b>12,040,345</b>

\* Public Service Protests Values are not included on this report.



Real	Count	Value
Agricultural	77	353,394
Commercial	0	0
Residential	61	183,508
<b>Total Real Value</b>	<b>138</b>	<b>536,902</b>
Homestead	20	21,000
Veteran	0	0
Other	0	0
<b>Total Exempt</b>	<b>21</b>	<b>21,000</b>
<b>TIF Increment Value</b>		
<b>Net Assessed</b>		<b>515,902</b>
<b>Net Assessed Under Protest</b>	<b>0</b>	<b>0</b>
Senior Freeze	5	9,026
Capped Parcels	72	67,126

Personal	Count	Value
Agricultural	12	9,858
Commercial	16	208,785
Mobile Home	5	19,349
<b>Total Personal</b>	<b>33</b>	<b>237,992</b>
<b>Total Exempt</b>	<b>0</b>	<b>0</b>
<b>TIF Increment Value</b>		
<b>Net Assessed</b>		<b>237,992</b>
<b>Net Assessed Under Protest</b>	<b>1</b>	<b>14,938</b>

Public Service	Count	Value
<b>Total PS Value</b>	<b>16</b>	<b>426,079</b>
<b>TIF Increment Value</b>		
<b>Net Assessed</b>		<b>426,079</b>

<b>District Totals</b>	
Total Gross Value	1,200,973
Homestead Loss	21,000
Other Exemption Loss	0
<b>TIF Increment Value</b>	
<b>Retained TIF Value</b>	
<b>Net Assessed Value</b>	<b>1,179,973</b>
<b>Net Assessed Under Protest</b>	<b>14,938</b>

\* Public Service Protests Values are not included on this report.

